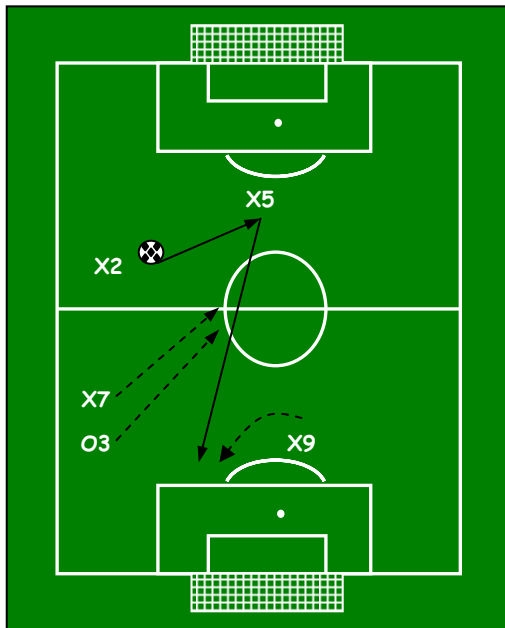


The patterns of play below can be used for when coaching your team to play with three strikers. These plays also coincide with the article written by John Peacock the English FA Director of Coaching and England U17 & U20 Men's National Team Head Coach. The article was published in the October 2007 Coach's Corner Newsletter.

Topic = Patterns of Play for playing with a Front three

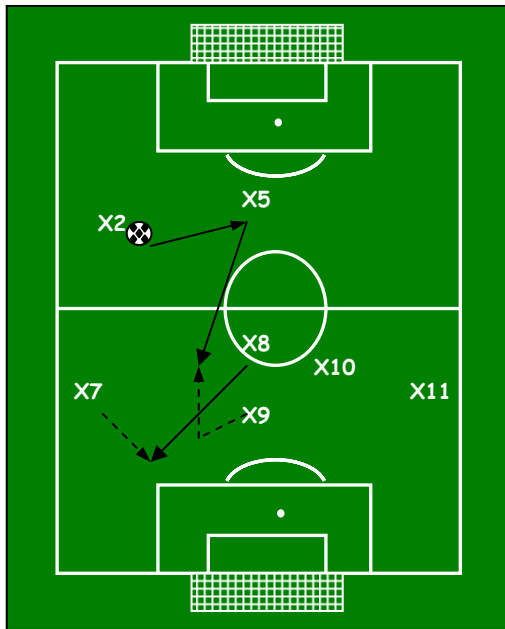
Coach = John Peacock

Movement Activities: Centrally



Number 1

- * X2 passes to X5
- * X7 runs infield to receive (tightly marked by O3)
- * X5 hits angled pass for X9 to spin

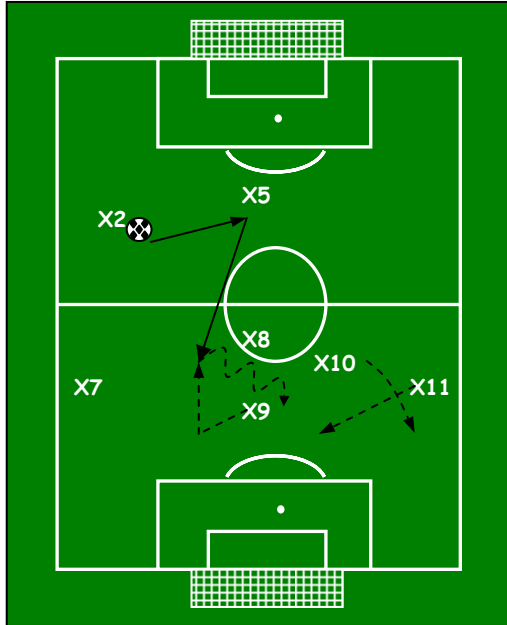


Number 2

- * X2 passes to X5
- * X9 Checks back to receive from X5
- * X9 Lays the ball off to X8
- * X8 hits an angled pass to X7

Alternatives

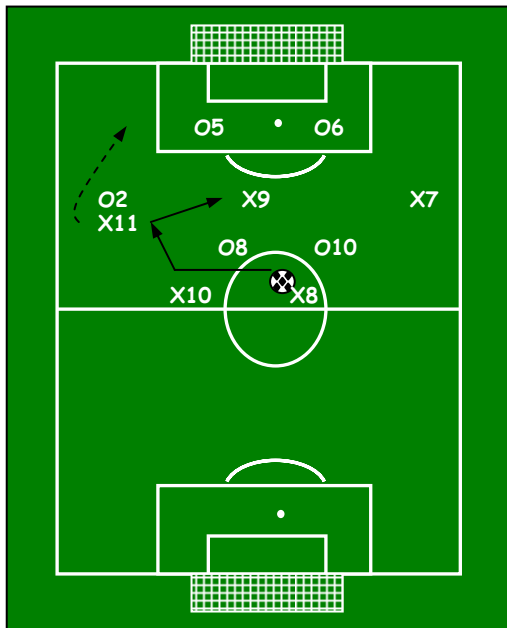
- * X9 can spin in field and X8 play the ball through
- * X8 plays in X10 who makes a diagonal run from midfield
- * X8 uses the runs made as a decoy and switches the play to X11



Number 3

- * X2 passes to X5
- * X9 Checks back to receive from X5
- * X9 turns in field with the ball
- * X11 times his run in field for a possible pass from X9
- * X10 runs into space vacated by X11 for possible switch pass by X9

Movement Activities: Wide Play



Number 1

- * X8 passes to X10
- * X10 passes to X11
- * X11 plays a give and go first time with X9 and gets in behind O2

For more patterns of play please contact Kentucky Youth Soccer Association
Director of Coaching & Player Development, Adrian Parrish. Contact Details are below

Website: www.kysoccer.net Telephone: 859-268-1254 ext 14 Email: adrianparrish@kysoccer.net